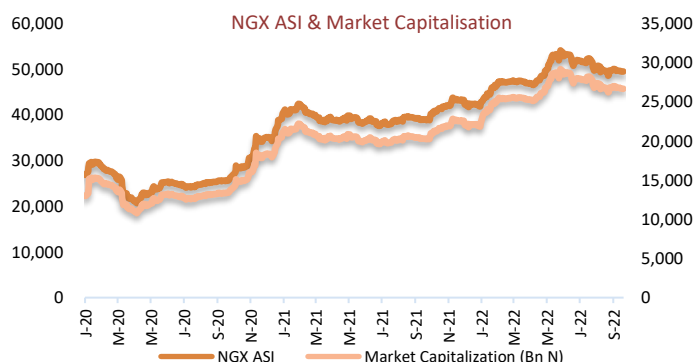


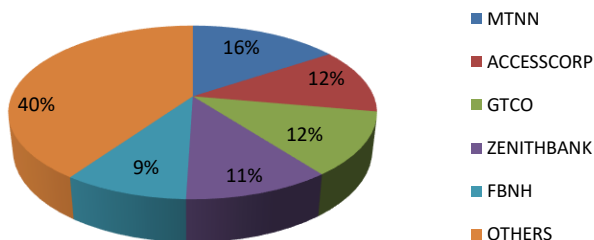


NGX All-Share Index Revs by 1.23% on Buying Interests in DANGCEM Shares; NIBOR Moderates for Most Tenor Buckets amid Sustained Liquidity Ease...

The local bourse index revved up by 123bps to close at 44,283.02 points as investors took stronger bets on DANGCEM (+8.84%), OANDO (+2.09%), FBNH (+1.01%), BUAFOODS (+0.72%), and ETI (0.50%). Hence, the year-to-date gain of the local bourse rose to 3.67%. Despite the strong bullish performance witnessed in the equities market today, the number of losers (23) still surpassed that of the gainers (9). Reflective of a skewed positive sentiment towards Industrial and Oil/Gas stocks, only two out of the five sub-sector gauges tracked closed in green. Specifically, the NGX Oil/Gas and the NGX Industrial indices increased by 0.21% and 3.98%, respectively. On the flip side, the NGX Banking index, NGX Insurance index, and the NGX Consumer Goods index moderated by 0.90%, 1.07%, and 0.18%, respectively. Elsewhere, market activity was on a bearish note today, with total deals, volume, and value decreasing by 7.64%, 10.10%, and 61.97%, respectively, to 3,796 trades, 155.41 million units, and N1.53 billion. In terms of volume, STERLN BANK was the most active stock, with 24.28 million shares worth N33.50 million changing hands in 175 deals.



Today's biggest transactions by %age of total naira votes



TENOR	NIBOR as @ 02/11/2022	NIBOR as @ 01/11/2022	PPT
Overnight	9.4400	10.2000	(0.76)
1 Month	12.7100	13.5800	(0.87)
3 Months	13.3800	13.1800	0.20
6 Months	14.0400	14.2400	(0.20)

Source: FMDQ

TENOR	NITTY as @ 02/11/2022	NITTY as @ 01/11/2022	PPT
1Month	9.9200	8.8200	1.10
3 Months	11.3400	10.0300	1.31
6 Months	13.1700	11.9300	1.24
12 Months	16.9200	16.0200	0.90

Source: FMDQ

Bond Name	Maturity (Years)	Bid Price	Daily Δ	Offer yield	Yield YTD PPT Δ
16.29% FGN MAR 2027	10	105.26	(0.06)	14.60%	0.023
12.50% FGN MAR 2035	15	88.09	0.00	14.60%	0.023
16.25% FGN APR 2037	20	102.06	0.00	15.88%	0.029
12.98% FGN MAR 2050	30	87.05	0.00	14.95%	0.017

Source: FMDQ

Eurobond Name	Maturity (Years)	Bid Price	Daily Δ	Offer Yield	Yield YTD PPT Δ
6.375% JUL 12, 2023	10	97.21	(0.06)	10.65%	0.064
7.69% FEB 23, 2038	20	58.85	(0.23)	14.43%	0.058
7.62% NOV 28, 2047	30	56.90	(0.47)	13.78%	0.051

Source: FMDQ

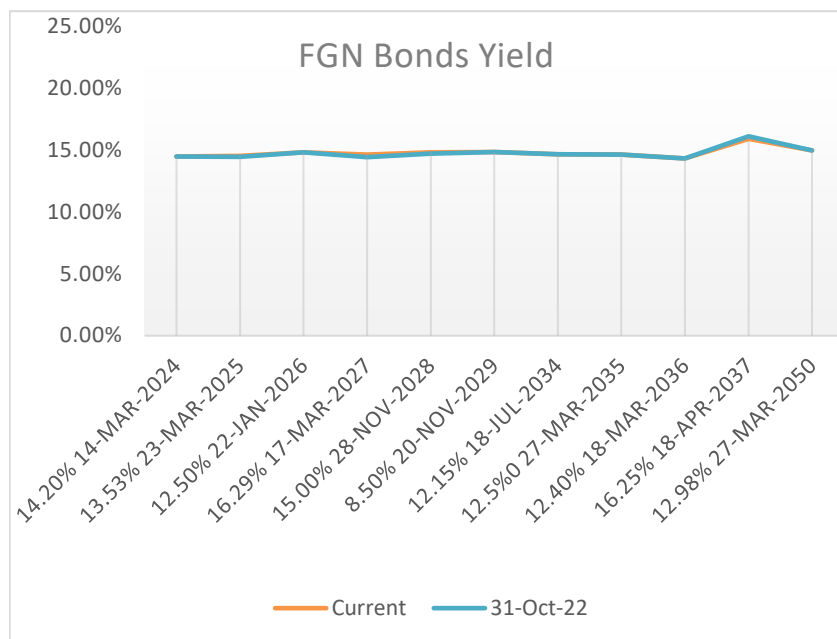
MARKET STATISTICS	CLOSE	PREVIOUS	TODAY'S %	YTD %
All Share Index (ASI)	44,283.02	43,745.73	1.23	3.667
Deals	3,796	4,110	(7.64)	
Volume (millions)	155.41	172.87	(10.10)	
Value (₦ Millions)	1,526.48	4,014.05	(61.97)	
Market Cap (₦ billions)	24,119.77	23,827.12	1.23	8.176

SECTORED INDICES	CLOSE	PREVIOUS	TODAY'S % Δ
NGX BANKING	371.87	375.26	(0.90)
NGX INSURANCE	157.41	159.12	(1.07)
NGX CONSUMER GOODS	557.80	558.83	(0.18)
NGX OIL/GAS	462.49	461.54	0.21
NGX INDUSTRIAL	1,989.81	1,913.56	3.98

Source: NGX, Cowry Research

IMPORTANT DISCLOSURES

This report is produced by the Research Desk, Cowry Asset Management Limited (COWRY) as a guideline for Clients that intend to invest in securities on the basis of their own investment decision without relying completely on the information contained herein. The opinion contained herein is for information purposes only and does not constitute any offer or solicitation to enter into any trading transaction. While care has been taken in preparing this document, no responsibility or liability whatsoever is accepted by any member of COWRY for errors, omission of facts, and any direct or consequential loss arising from the use of this report or its contents.



Money Market

NIBOR declined across the board for the majority of the maturities tracked as banks with liquidity requested lower rates, even as the open buyback rate and the overnight lending rate fell further by 8.67% and 9.00%, respectively. However, NITTY climbed for the majority of maturities tracked on sustained sell pressure despite the average yield in the T-bill secondary market remaining flat at 11.12%.

Bond Market

In the OTC bond market, the values of plain vanilla FGN bonds were largely flat. Notably, investors traded at the front end of the naira yield curve, with the 23 Apr 2023, 14 Mar 2024, and 17 Mar 2027 debt instrument yields expanding by 0.06, 0.05, and 0.02 percentage points, respectively. As a result, the average secondary market yield increased by 0.01 percentage points to 14.48%.

Similarly, the value of the FGN Eurobond fell across all maturities tracked even as the average yield expanded by 0.05 percentage points to 14.17% amid bearish sentiment.

Foreign Exchange Market

At the I&E windows, the Naira closed flat at N466 from the previous day's close.

However, the parallel market rate further nosedived by 1.76% to N811.25 from N797.25 as currency traders maintained bids between N810 and N845 for the greenback.

Global Oil Market

As of 4:00 p.m. GMT+1, Brent crude is up 0.08% to \$94.73 a barrel. Similarly, WTI crude oil rose 0.20% to \$88.55 per barrel.

Oil prices recovered from early losses on Tuesday as the positive US EIA report indicated that US crude oil stocks declined by 3.115 million barrels in the week ending October 28th, against market expectations for a marginal increase. This came despite lingering demand concerns as investors assess the potential impact of today's anticipated US Federal Reserve rate hike on future energy demand.

Source: FMDQ, Trading Economics, Cowry Research

USD/NGN Exchange Rate	02/11/2022	Previous	Daily %
I&E FX	446	446	0.00%
Parallel	811.25	797.25	1.76%

Major Currencies	02/11/2022	Daily %	Yearly %
EURUSD	0.9883	0.06%	-14.90%
GBPUSD	1.148	-0.03%	-16.16%
USDCHF	0.998	-0.21%	9.46%
USDRUB	61.70	1.57%	-13.91%
AUDUSD	0.641	0.20%	-14.13%
NZDUSD	0.586	0.41%	-18.20%
USDJPY	146.901	-0.67%	28.83%
USDCNY	7.31	-0.02%	14.30%
USDINR	82.70	0.06%	11.09%

Commodities	02/11/2022	Daily%	Yearly %
Crude Oil, \$/bbl.	88.55	0.20%	11.31%
Brent, \$/bbl.	94.729	0.08%	15.55%
Natural Gas, \$/MMBtu	6.106	6.86%	7.93%
Coal, \$/T	359	0.76%	154.79%
Gold, \$/t.oz	1648.92	0.09%	-6.80%
Wheat, \$/Bu	843.46	-6.54%	8.13%
Palm Oil, MYR/T	4398	3.90%	-13.27%
Cocoa, \$/T	2365	0.72%	-2.19%

IMPORTANT DISCLOSURES

This report is produced by the Research Desk, Cowry Asset Management Limited (COWRY) as a guideline for Clients that intend to invest in securities on the basis of their own investment decision without relying completely on the information contained herein. The opinion contained herein is for information purposes only and does not constitute any offer or solicitation to enter into any trading transaction. While care has been taken in preparing this document, no responsibility or liability whatsoever is accepted by any member of COWRY for errors, omission of facts, and any direct or consequential loss arising from the use of this report or its contents.



Cowry Daily Market Insight 02 November 2022

Corporate Bond Issuer	Description	Issue Date	Maturity Date	Coupon (%)	Yield (%)	Daily Δ
LAPO MFB SPV PLC	17.75 LAPO MFB 19-DEC-2022	20-Dec-17	19-Dec-22	3.15	16.38	0.00
FBNQUEST MERCHANT BANK FUNDING SPV PLC	10.50 FBNQ SPV I 5-FEB-2023	05-Feb-20	05-Feb-23	5.00	12.31	0.00
FLOUR MILLS OF NIGERIA PLC	10.00 FLOURMILLS IIIA 27-FEB-2023	27-Feb-20	27-Feb-23	12.50	13.44	0.01
*C & I LEASING PLC	16.54 C&I LEASING I 11-JUN-2023	11-Jul-18	11-Jun-23	1.88	13.04	0.03
STERLING INV. MGT. PLC	16.50 STERLING INV. 3-AUG-2023	03-Aug-16	03-Aug-23	7.97	12.71	-0.02
MIXTA REAL ESTATE PLC	16.50 MIXTA IIA 12-OCT-2023	12-Oct-18	12-Oct-23	2.96	15.09	-0.03
MIXTA REAL ESTATE PLC	17.75 MIXTA IIB 12-OCT-2023	12-Oct-18	12-Oct-23	2.32	20.79	-0.03
FLOUR MILLS OF NIGERIA PLC	16.00 FLOURMILLS II 30-OCT-2023	01-Nov-18	30-Oct-23	10.00	15.90	-0.04
STANBIC IBTC	15.75 STANBIC I 5-DEC-2023	17-Dec-18	05-Dec-23	30.00	15.72	0.01
FCMB LIMITED	17.25 FCMB III 8-DEC-2023	09-Dec-16	08-Dec-23	5.10	16.08	0.01
DANGOTE CEMENT PLC	11.25 DANGCEM IA 30-MAY-2024	26-May-21	30-May-24	3.64	15.46	0.04
CERPAC RECEIVABLES FUNDING SPV PLC	18.25 CERPAC-SPV 15-JAN-2025	29-Jan-18	15-Jan-25	0.69	15.97	-0.03
FLOUR MILLS OF NIGERIA PLC	11.10 FLOURMILLS IIIB 27-FEB-2025	27-Feb-20	27-Feb-25	7.50	18.64	0.01
LAPO MFB SPV PLC	13.00 LAPO MFB II 30-MAR-2025	30-Mar-20	30-Mar-25	6.20	15.78	0.00
DANGOTE CEMENT PLC	12.50 DANGCEM I 30-APR-2025	24-Apr-20	30-Apr-25	100.00	17.38	0.00
CERPAC RECEIVABLES FUNDING SPV PLC	15.25 CERPAC-SPV I 7-MAY-2025	07-May-18	07-May-25	3.08	10.89	0.03
UNITED CAPITAL PLC	12.50 UNICAP I 28-MAY-2025	28-May-20	28-May-25	6.71	17.34	0.03
CERPAC RECEIVABLES FUNDING SPV PLC	15.50 CERPAC-SPV II 15-JUL-2025	11-Jul-18	15-Jul-25	0.42	10.52	0.03
PARTHIAN PARTNERS FUNDING SPV PLC	13.50 PAPF SPV I 27-Jul-2025	27-Jul-22	30-Mar-25	13.00	16.74	0.00
UNION BANK OF NIGERIA PLC	15.75 UNION II 3-SEP-2025	07-Sep-18	03-Sep-25	6.31	16.08	0.00
STERLING INV. MGT. PLC	16.25 STERLING INV. II 6-OCT-2025	05-Oct-18	06-Oct-25	32.90	18.43	0.00
WEMA FUNDING SPV PLC	16.50 WEMA FUNDING SPV II 12-OCT-2025	12-Oct-18	12-Oct-25	17.68	18.49	0.00
CORONATION MB FUNDING SPV PLC	6.25 CORO MB SPV I 30-NOV-2025	30-Nov-20	30-Nov-25	25.00	17.13	0.00
FLOUR MILLS OF NIGERIA PLC	5.50 FLOURMILLS IV A 15-DEC-2025	14-Dec-20	15-Dec-25	4.89	15.73	0.00
CARDINALSTONE FINANCING SPV PLC	7.00 CARDINAL SPV I 30-DEC-2025	30-Dec-20	30-Dec-25	5.00	15.48	0.02
FSDH FUNDING SPV PLC	8.50 FSDH SPV PLC IA 16-FEB-2026	16-Feb-21	16-Feb-26	7.05	15.74	0.00
FSDH FUNDING SPV PLC	8.00 FSDH SPV PLC IB 16-FEB-2026	16-Feb-21	16-Feb-26	4.95	15.74	0.00
MECURE INDUSTRIES FUNDING SPV PLC	13.00 MECURE SPV PLC I 31-MAR-2026	31-Mar-21	31-Mar-26	3.00	17.44	0.02
DANGOTE CEMENT PLC	12.50 DANGCEM IB 30-MAY-2026	26-May-21	30-May-26	10.45	15.74	0.01
ACCESS BANK PLC	15.50 ACCESS BANK 23-JUL-2026	23-Jul-19	23-Jul-26	30.00	17.65	0.00
SUNDRY FOODS FUNDING SPV PLC	13.50 SUNDRY SPV PLC I 15-DEC-2026	15-Dec-21	15-Dec-26	2.49	15.84	0.00

www.cowryasset.com

IMPORTANT DISCLOSURES

This report is produced by the Research Desk, Cowry Asset Management Limited (COWRY) as a guideline for Clients that intend to invest in securities on the basis of their own investment decision without relying completely on the information contained herein. The opinion contained herein is for information purposes only and does not constitute any offer or solicitation to enter into any trading transaction. While care has been taken in preparing this document, no responsibility or liability whatsoever is accepted by any member of COWRY for errors, omission of facts, and any direct or consequential loss arising from the use of this report or its contents.



Cowry Daily Market Insight 02 November 2022

Corporate Bond Issuer	Description	Issue Date	Maturity Date	Coupon (%)	Yield (%)	Daily Δ
EAT & GO FINANCE SPV PLC	14.25 EAT & GO FINANCE SPV 17-DEC-2026	17-Dec-19	17-Dec-26	10.35	17.24	0.01
DANGOTE CEMENT PLC	11.85 DANGCEM IIA 30-APR-2027	27-Apr-22	30-Apr-27	4.27	15.65	0.02
AXXELA FUNDING 1 PLC	14.30 AXXELA I 20-MAY-2027	20-May-20	20-May-27	11.50	17.34	0.00
ACCELEREX SPV PLC	14.00 ACSP I 15-JUN-2027	15-Jun-22	15-Jun-27	2.28	17.95	0.01
NOVAMBL INVESTMENTS SPV PLC	12.00 NOVAMBL SPV I 23-JUL-2027	23-Jul-20	23-Jul-27	10.00	18.64	0.01
*NMRC	7.20 NMRC III 2-NOV-2027	02-Nov-20	02-Nov-27	6.11	18.08	0.00
VIATHAN FUNDING PLC	16.00 VIATHAN (GTD) 14-DEC-2027	15-Dec-17	14-Dec-27	8.07	15.72	0.00
FLOUR MILLS OF NIGERIA PLC	6.25 FLOURMILLS IV B 14-DEC-2027	14-Dec-20	14-Dec-27	25.00	16.35	0.00
BUA CEMENT PLC	7.50 BUACEM I 30-DEC-2027	30-Dec-20	30-Dec-27	115.00	15.75	0.00
MTN NIGERIA COMMUNICATIONS PLC	13.00 MTN COM PLC I 5-MAY-2028	05-May-21	05-May-28	110.00	15.68	0.01
DANGOTE CEMENT PLC	13.50 DANGCEM IC 30-MAY-2028	26-May-21	30-May-28	35.91	15.74	0.00
C&I LEASING PLC	15.50 C&I LEASING II 3-JUN-2028	03-Jun-21	03-Jun-28	10.00	17.36	0.01
CERPAC RECEIVABLES FUNDING SPV PLC	14.50 CERPAC-SPV III 15-JUL-2028	10-Sep-21	15-Jul-28	1.25	17.94	0.01
ARDOVA PLC	13.30 ARDOVA PLC IA 12-NOV-2028	12-Nov-21	12-Nov-28	11.44	16.26	0.01
EAT & GO FINANCE SPV PLC	13.25 EAT & GO FINANCE SPV 8-MAR-2029	08-Mar-22	08-Mar-29	3.50	17.76	0.01
PRESCO PLC	12.85 PRESCO PLC 5-APR-2029	05-Apr-22	05-Apr-29	34.50	16.57	0.01
DANGOTE CEMENT PLC	12.35 DANGCEM IIB 30-APR-2029	27-Apr-22	30-Apr-29	23.34	15.96	0.00
UNION BANK OF NIGERIA PLC	16.20 UNION III 27-JUN-2029	27-Jun-19	27-Jun-29	30.00	18.19	0.00
GEREGU POWER PLC	14.50 GERP I 28-JUL-2029	28-Jul-22	28-Jul-29	14.50	17.54	0.02
*NMRC	14.90 NMRC I 29-JUL-2030	29-Jul-15	29-Jul-30	6.26	15.64	0.01
TSL SPV PLC	10.00 TSL SPV I (GTD) 6-OCT-2030	06-Oct-20	06-Oct-30	12.00	17.31	0.01
FBNQ MB FUNDING SPV PLC	6.25 FBNQ MB SPV II 16-DEC-2030	16-Dec-20	16-Dec-30	8.00	15.78	0.00
FIDELITY BANK PLC	8.50 FIDELITY I 7-JAN-2031	07-Jan-21	07-Jan-31	41.21	15.78	0.00
PRIMERO BRT SECURITISATION SPV PLC	17.00 PRIMERO BRT-SPV 27-OCT-2031	24-May-19	27-Oct-31	14.55	17.50	0.00
MTN NIGERIA COMMUNICATIONS PLC	12.75 MTN COM PLC II 4-NOV-2031	04-Nov-21	04-Nov-31	90.00	15.78	0.00
ARDOVA PLC	13.65 ARDOVA PLC IB 12-NOV-2031	12-Nov-21	12-Nov-31	13.86	16.41	0.01
GPC-SPV COMPANY PLC	13.00 GPC SPV PLC (GTD) 23-NOV-2031	23-Nov-21	23-Nov-31	20.00	15.79	0.00
PAT DIGITAL INFRA FUND SPV PLC	13.25 PAT SPV PLC (GTD) 2-FEB-2032	02-Feb-22	02-Feb-32	10.00	16.08	0.00
DANGOTE CEMENT PLC	13.00 DANGCEM IIC 30-APR-2032	27-Apr-22	30-Apr-32	88.40	16.24	0.00
*NMRC	13.80 NMRC II 15-MAR-2033	21-May-18	15-Mar-33	9.78	15.85	0.00
GEL UTILITY FUNDING SPV PLC	15.15 GEL UTILITY-SPV (GTD) 28-AUG-2034	28-Aug-19	28-Aug-34	12.64	16.38	0.00
LFZC FUNDING SPV PLC	13.25 LFZC II 16-MAR-2042	10-May-22	16-Mar-42	25.00	16.72	0.00

www.cowryasset.com

IMPORTANT DISCLOSURES

This report is produced by the Research Desk, Cowry Asset Management Limited (COWRY) as a guideline for Clients that intend to invest in securities on the basis of their own investment decision without relying completely on the information contained herein. The opinion contained herein is for information purposes only and does not constitute any offer or solicitation to enter into any trading transaction. While care has been taken in preparing this document, no responsibility or liability whatsoever is accepted by any member of COWRY for errors, omission of facts, and any direct or consequential loss arising from the use of this report or its contents.